

DESIGNER TAPS

PLATINUM



STANDARD



Both models have ceramic plate mechanisms and are only 1/4 turn ON/OFF and are sourced from ISO 2000 approved supplier.

TAKE OFF VALVES

SV5—Plumbers Delight

M-F fitting for installations with 15mm (1/2") connections. Ideally suited for flexihose fittings.




DWTO Dish-Washer Take-Off

M-F fitting for installations with 20mm (3/4") connection. Ideally suited for kitchens with a dish-washer supply tap.

SV6—"G" Clamp Saddle Valve

Easy fit self-piercing tapping valve ideally suited to "plastic" style pipes up to 15mm (1/2") (prevents collapsing the pipe). No need to turn the water off.



SV3—Parallel Saddle Valve

Easy fit self-piercing tapping valve. Fits 10mm through to 25mm copper, galvanised, polybutylene or iron pipe. Back plate is reversible. No need to turn the water off.

IC8 UNDER SINK CHILLER

The Waterworks IC8 compact, remote chiller is designed for use with drinking fountains, filters, bubblers or glass fillers, thereby enabling any drinking station to supply fresh, clean and chilled refreshing water at the touch of a button. It is easy to install and requires only small space like under a sink or bench or in a service area. The IC8 has a 6 litres per hour cooling capacity.

IC8
REMOTE/UNDERSINK CHILLER

- Lead and copper free waterways
- 1.9 litre stainless steel chilling tank
- 6 Litres/hour cooling capacity
- Stainless steel internal waterways
- Galvalume corrosion resistant cabinet
- 8 cup initial drawoff volume
- Dual, fan assisted static condensers
- Easy to install
- 12 month comprehensive warranty

WaterMark
AT30200 1500
WM-02400

Connect to virtually any faucet

Ideal for under-sink installations

Pressure relief valve kit included



WATER FILTERS AND UNDER SINK CHILLER

Bench Top and Under Bench Filters
And
Under Sink Chiller

BENCH TOP UNITS

There are a variety of slim line bench top filters available. These filters provide a space saving, extremely portable alternative to the standard style of bench top filters.

Chlorine, taste and odour will be removed by all filters, for varying volumes of water. Additional, optional features include heavy metal reduction and Giardia & Cryptosporidium removal.

Divertor Valve

Operates with a side action swivel tap that places no strain on the kitchen faucet like some other "pull-down" models.



Better Flows

In low pressure situations, the 3/8" tube that comes standard with all models, provides better flow rates than the 1/4" tube used on some other bench top models.

The more traditional style of bench top filter allows for a myriad of internationally sized filters to go inside the housing. The "default" version comes with the full flow divertor valve and a carbon block 0.5u filter providing >99.99% cyst reduction.

IN-LINE UNDER BENCH

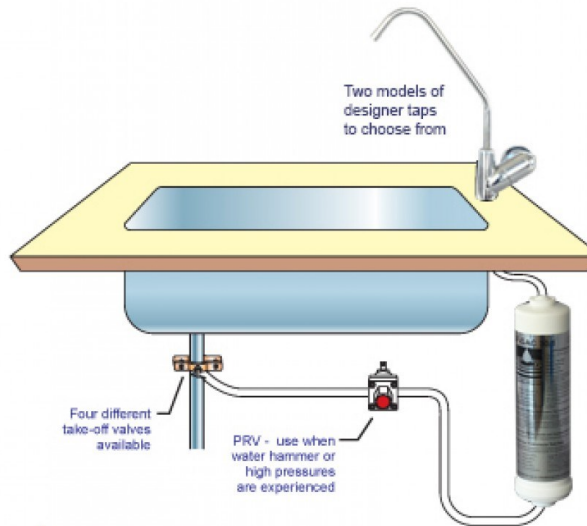
An economical Under-Bench water filter unit designed to fit into almost any situation.

The KDF-GAC filter media is designed to remove or reduce a greater range of contaminants from the water while still providing good longevity.

This under-bench filter unit comes standard with these features and options:

- Designer Tap of choice
- 30,000 KDF/GAC in-line filter
- 1µ filtration
- Rated to 850 kPa (125 psi)*
- Take-off valve of choice

Recommended replacement frequency is every 2 years

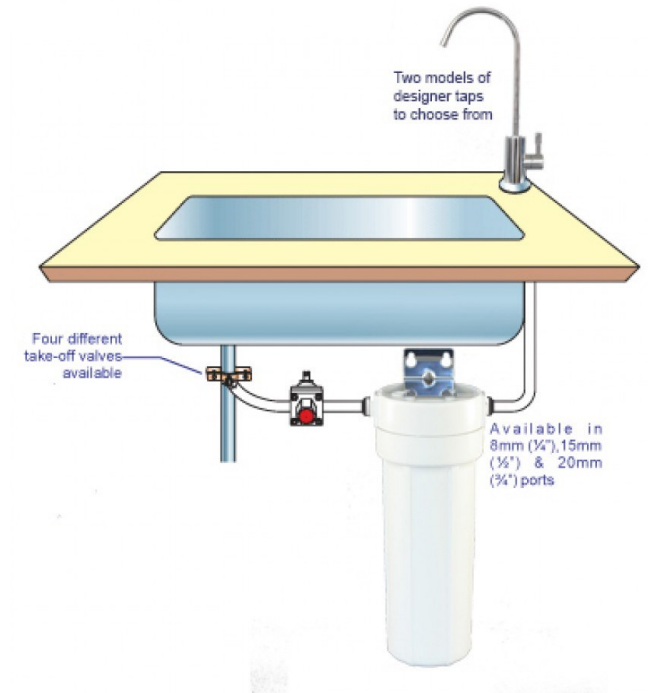


AS/NZS 3497:2001 for Hydrostatic & Burst Pressure

AS/NZS 4348:1995 for Cyst (Giardia & Cryptosporidium) removal

STANDARD UNDER-BENCH UNIT

The more traditional under-bench unit has the advantage of being able to take the enormous range of internationally sized filter cartridges available today. Whether you are after a standard "taste and odour" filter (with cyst protection) or a specialty filter; this unit can accommodate the lot.



However, where water hammer is likely, the use of PRV valve (as illustrated) is highly recommended.

Filters are not intended for use on microbologically unsafe water. KDF-GAC is not recommended for use with water gathered directly from rain.